

SAFER CORNWALL

Kernow Salwa

Emergency Bleed Control Kit Community Information Pack



A life-saving initiative to help safeguard your neighbourhood

As part of our work to improve community safety, Safer Cornwall has provided funding for **25 emergency bleed control kits** to be installed in community locations across Cornwall. The kits are provided **free of charge** to suitable buildings to enable best coverage for each community.

They are **designed to be used by members of the public** on someone who is experiencing significant loss of blood or a catastrophic bleed, to help reduce the blood loss before an ambulance arrives. The bleed could be caused by an injury from a road traffic collision, an accident at home or at work or a wound from a knife or sharp object.

You do not require any training to use the kit. It is designed so that any member of the public can use it, following a simple-to-use instruction card that is provided with every kit.

More information about the bleed control kits and where they are located across Cornwall and the rest of the country can be found at www.heartsafe.org.uk/

We would like to give special thanks to **Avon and Somerset Police** and the **Bleed Kit Partnership** for their advice in rolling out bleed control kits in Cornwall.



What each pack contains

Each emergency bleed kit is BS8599-1 compliant.



Items may vary slightly from this picture depending on stock availability.

Instructions

Call 999 before using the kit and a call handler will talk you through how to use it and make sure an ambulance is on its way


ENSURE SCENE IS SAFE

CALL 999

FOLLOW STEPS


ACT CALMLY

RED




2x TRAUMA WOUND DRESSINGS
COVER & COMPRESS

BLUE



2x HAEMOSTATIC DRESSING
PACK/PLUG WOUND

YELLOW



TOURNIQUET
WRAP ON ARM/LEG

FOLLOW STEPS TO REDUCE BLOOD LOSS:

1. Use mobile phone on loud speaker. Talk with 999 Ambulance Service.

2. Open kit fully. Use gloves and contents as required.

3. Identify area of bleed. Use shears to remove clothing around wound.

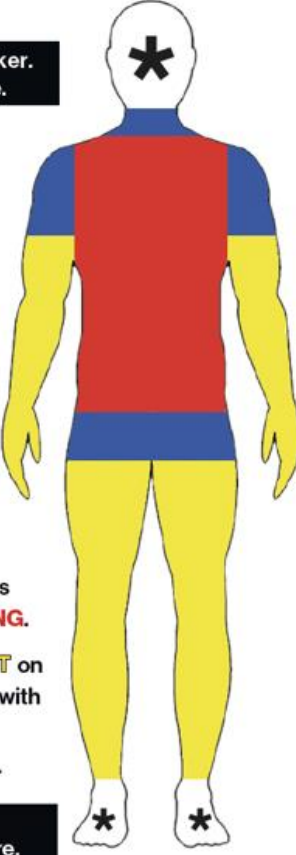
4. Consider use of **TRAUMA WOUND DRESSING**. APPLY DIRECT PRESSURE. Cover and compress.

5. Consider use of **HAEMOSTATIC DRESSING** to junction regions like neck, groin or armpit. Pack wound. Cover and compress with **TRAUMA WOUND DRESSING**.

6. Consider use of **TOURNIQUET** on leg or arms. Cover and compress with **TRAUMA WOUND DRESSING**. DO NOT remove **TOURNIQUET**.

Follow the Ambulance Service instructions throughout procedure.


* If head/foot injury, seek advice from Ambulance Service.



CONTINUE TO SPEAK TO AMBULANCE SERVICE

REASSURE PATIENT

WAIT FOR MEDICAL HELP


RE-ORDER

www.bleedkit.co.uk
© HeartSafe t/a AED Locator (EU.) Ltd

BS8599-1 Compliant - Critical Injury Pack
DOC:HSBK009

How can they be used?

Emergency bleed control kits can help to save lives and prevent blood loss in a range of emergencies, including:

- **Accidents in workplaces** such as construction, manufacturing or agricultural industries where heavy machinery may be used
- **Road traffic collisions** in town and rural locations where medical intervention can help to reduce blood loss.
- Injuries caused by **knives or sharp objects**
- **Sport related injuries or accidents** in schools, universities or clubs
- **Outdoor activities** where a fall or accident could result in serious blood loss.
- **Home accidents** involving power tools, sharp objects or falls that could result in a catastrophic bleed or serious loss of blood.

If any items need replacing

The bleed control kits will be regularly checked to ensure that they contain all the necessary items and have not been tampered with or damaged. If you would like to report any missing equipment or damage to the kits, please email:

communitysafety@cornwall.gov.uk

