



# SAFER CORNWALL

Kernow Salwa

## Liskeard Town summary 2025



# Introduction

This profile provides a **picture of crime and community safety issues** for this area. It compares the Liskeard town area with the average for other large towns in Cornwall (towns with a population of 10,000 or more), described within this profile as “urban”.

Safer Liskeard facilitates and supports a coordinated multi-agency approach to community safety issues to **improve feelings of safety and public reassurance**, reduce the risk of harm to the community and protect vulnerable groups. The group involves community members in the work of the partnership and encourages social inclusion and community participation by being part of the problem-solving process and having a sense of pride in Liskeard.

## Key statistics

	<b>Current population of Liskeard town area is 11,251</b>	<b>18%</b> are aged <b>under 16</b> 16% Cornwall / 19% England  <b>23%</b> are aged <b>over 65</b> 26% Cornwall / 17% England
	<b>43%</b> live in the <b>20% most deprived neighbourhoods</b> in England	
<b>Vulnerable groups</b>		<b>Education &amp; skills</b>
	<b>£225,079 is the average house price</b>  £341,635 across Cornwall £356,508 across England	
<b>Housing</b>		<b>Economy</b>
	<b>11%</b> of people have a <b>long-term illness</b> that limits activities <b>a lot</b>	
<b>Health &amp; wellbeing</b>	9% in Cornwall 7% across England	<b>Access &amp; transport</b>
		<b>22%</b> of households <b>do not have a car</b>  15% in Cornwall 24% across England

Except where stated this profile provides information for **the geographical area representing Liskeard Town as defined by [Local Insight \(communityinsight.org\)](https://communityinsight.org)**; comparisons are drawn with the average for other large towns in Cornwall (with a population of 10k or more, also described as “urban”) and Cornwall as a whole.

## Cornwall overview

Over the last 12 months we have seen crime rates rise across Cornwall. There were 33,425 crimes reported in the 12-month period ending December 2024. This is an **increase of 11%** and can mostly be accounted for by increases in **stalking** and **harassment** offences, **assaults without injury**, **shoplifting**, **criminal damage** and **public order offences**.

**Shoplifting** has increased across the country and is at its highest levels for the last 20 years. In Cornwall, we have seen a rise of 23% compared with last year. Responses to this type of crime include Shopwatch radios and bespoke crime prevention training in our larger towns.

**Criminal damage** makes up 12% of all recorded crime and is a highly visible sign of disorder in communities, which can negatively affect public perceptions of crime and feelings of safety.

**Violence** makes up a third of all recorded crime and has **increased by 10%** overall, with the majority of the rise coming from **violence without injury** offences. Violence with injury has seen a smaller rise overall and has reduced in some larger towns where there have been targeted initiatives.

Reporting of domestic abuse is a key factor. Cornwall sees a greater proportion of crime recorded as **domestic abuse** (36%) and the number of these crimes is still **increasing**, whereas nationally police recorded domestic abuse crimes have started to fall for the first time in a decade.

Safer Cornwall is focusing on **prevention approaches** through local delivery of the Serious Violence Prevention Programme and five-year strategies to tackle **domestic abuse** and **sexual violence** and **violence against women and girls**. These form part of our Strategic Framework to prevent serious violence in Cornwall.

There were 7,844 incidents of **anti-social behaviour** reported to the police in the last 12 months. After a long period of reduction, we are now seeing trends begin to rise again. Across our larger towns, we are starting to see the benefits of targeted initiatives such as **Safer Streets** and **Hotspot Patrols** with some towns seeing lower than average rises.

Safer Cornwall continues to provide opportunities for local people to talk to services about the issues that matter and find out what help is available, through community events and drop-in sessions. This aims to increase **confidence to report** and therefore we expect to see an increase in reported incidents as a result, particularly in areas with more persistent issues.

A new Partnership Plan for 2025-2028 will be launched in April 2025 setting out plans for the next three years. Safer Cornwall's priorities include ensuring our public spaces are safe for everyone, tackling domestic abuse and sexual violence and **reducing the harms of drugs and alcohol**. As well as providing an effective response to what is happening now, the Plan aims to prevent issues in the future by **addressing the underlying causes of harm**.

## Liskeard

### What are the key trends for the Liskeard town area?

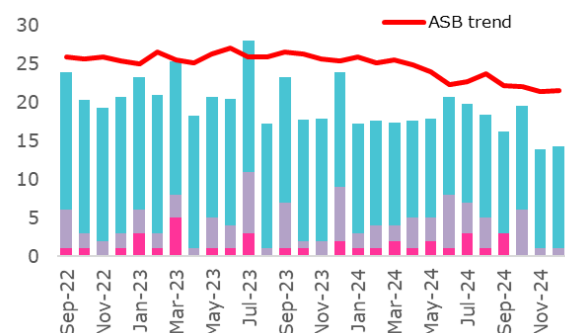
Along with other large towns in Cornwall, Liskeard town area is a hotspot for crime, due to the concentration of people and activity there. It has a population of just over 11,000.

- The **level of crime has stayed fairly consistent** (+ 23 offences) over the 12 months ending December 2024. This contrasts with the rest of Cornwall and the other Safer Towns which experienced an increase over the same time period.
- There has been an **increase in violent crime**, which is due to an increase in violence without injury (+52 crimes) as well as an increase in violence with injury (+25 crimes). This can be partly attributed to an increase in domestic abuse offences as well as there being an increase in **victims aged under the age of 18** (25 crimes).
- **Domestic abuse** crimes increased by 17% which is higher than seen in other Safer Towns and the rest of Cornwall.  
**Other sexual offences** increased by 16 crimes which is higher than other Safer Towns and the rest of Cornwall.
- **Shoplifting has** reduced by 47% (58 crimes) over the last 12 months and rates of crime are now below the average that we see across the other urban areas

### Anti-social behaviour

Anti-social behaviour incidents fell by 11% during the 12 months ending December 2024. This is due largely to a reduction in rowdy/ inconsiderate behaviour.

Street drinking/ begging/ drug litter in Liskeard has shown no increase in this time period.

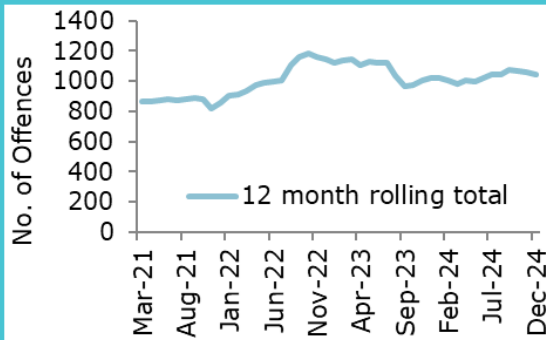


Crime / incident type	Trend	Rate per 1000	Year ending Dec 24	Year ending Dec 23	Annual Change	Urban areas	Urban areas trend
All crime	▶	103.0	1,044	1,021	2%	●	▲
Domestic Abuse (total incidents)	▲	36.4	369	341	8%	●	▶
Domestic Abuse Crimes	▲	22.7	230	197	17%	●	▲
Rape	▲	2.3	23	18	28%	●	▲
Other Sexual Offences	▲	4.7	48	32	50%	●	▲
Non-Crime Domestic		13.7	139	144	-3%	●	
Public Order Offences	▶	6.4	65	63	3%	●	▲
Anti-social behaviour incidents	▼	23.2	235	264	-11%	●	▲
Street Drinking/Begging/Drug Litter	▶	1.8	18	17	6%	●	▲
Hate Crime	▶	2.0	20	22	-9%	●	▶
Homicide	▶	0.0	0	0	0%	●	▶
Violence with Injury	▲	17.0	172	147	17%	●	▶
Violence without Injury	▲	21.6	219	167	31%	●	▲
Under 18 Victims of Crime	▲	16.2	164	139	18%	●	▲
Drug Offences	▼	1.5	15	24	-38%	●	▲
Possession of Weapons	▼	0.7	7	17	-59%	●	▲
Burglary - Residential	▼	0.9	9	21	-57%	●	▶
Burglary - Business and Community	▶	1.0	10	13	-23%	●	▲
Robbery	▶	0.5	5	7	-29%	●	▲
Vehicle Offences	▼	1.4	14	20	-30%	●	▲
Shoplifting	▼	6.5	66	124	-47%	●	▲
Other Theft	▼	6.1	62	74	-16%	●	▶
Criminal Damage	▼	11.7	119	132	-10%	●	▲
Arson	▼	0.2	2	7	-71%	●	▼
Miscellaneous Crimes Against Society	▶	2.2	22	25	-12%	●	▲

- Crimes are lower in urban areas
- Crimes are higher in urban areas

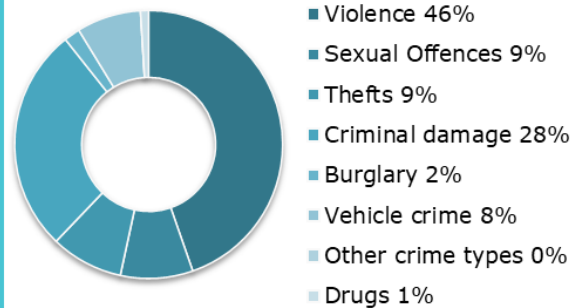
Note that caution should be taken when interpreting percentage change relating to small numbers (where there are less than 20 crimes per annum),

### Trend



Crime in Liskeard has remained consistent over the past 12 months.

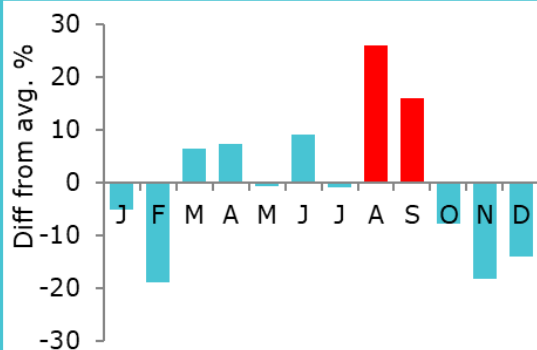
### Offences



Violent offences are significantly higher in Liskeard than the rest of Cornwall. Sexual offences are also higher. Thefts and drug offences are comparatively lower.

### Seasonality

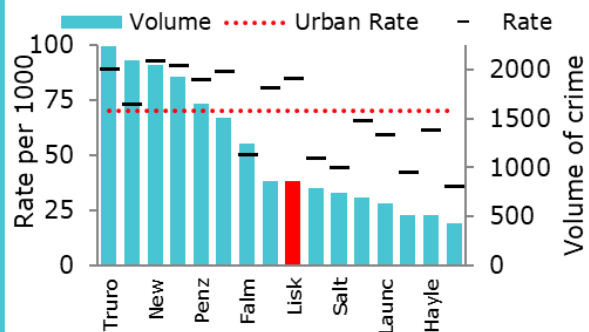
(based on a 3 year average)



Crime in Liskeard is highest between August to September.

### Comparison

(based on combined rate and volume)



The rate of crime in Liskeard is higher than the average for urban areas in Cornwall. In Comparison its volume is lower than other towns but due to its smaller population the crime rate is higher.

## What residents think

As part of the update of our new Partnership Plan, we invited local people to “Have Your Say” about the **community safety issues that matter** on a day-to-day basis in the local area and what could be done to improve things.

Our **on-line survey** was available via Cornwall Council’s [Let’s Talk Cornwall](#) in July and August 2024. We also held some **face-to-face engagement events** in the summer.

- Across Cornwall, 63% of people said they **felt safe** during the day in their local area.
- 28% of respondents in Cornwall **feel very unsafe** after dark in their local area and 24% fairly unsafe which shows a deterioration in feelings of safety from the 2023 survey.
- 104 people living in Liskeard responded to the survey. Of these, 82% **felt safe** in their local area during the day which is higher than the average for Cornwall (63%) and 35% said they **felt unsafe** after dark which is better than the 52% for Cornwall. These are, however, relatively small numbers so it’s hard to draw any firm conclusions from it.

**SAFER  
CORNWALL**

Kernow Salwa